



NURIT WIRELESS TERMINAL

STATUS BAR REFERENCE GUIDE

FOR NURIT 3010 AND 8000 TERMINALS

Battery Status:



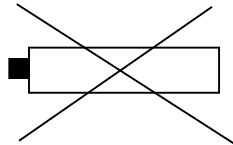
Terminal is working off Battery Power. Dark area indicates the battery charge level.



Battery is charging using an external power source. Fast Charge takes two hours to fully charge the battery.

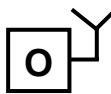


Battery is fully charged. It is currently on a trickle charge maintaining it's level using an external power source.

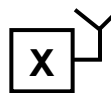


Battery is fully discharged and must be charged before use.

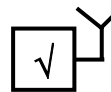
Radio Status:



Radio Off: Radio is not on or active.



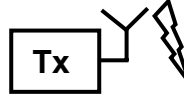
Radio Fail: Radio responding with error.



No Net: The radio is active but not able to contact the network.



Radio MAN number not active with carrier.



Transferring data from terminal to carrier for processing.



Receiving data from carrier after processing.

30



RSSI: Radio Signal Strength Indicator.

CREDIT SALE
ACCOUNT -->



Example of functioning idle screen.

APPROVED



Example of end of transaction.